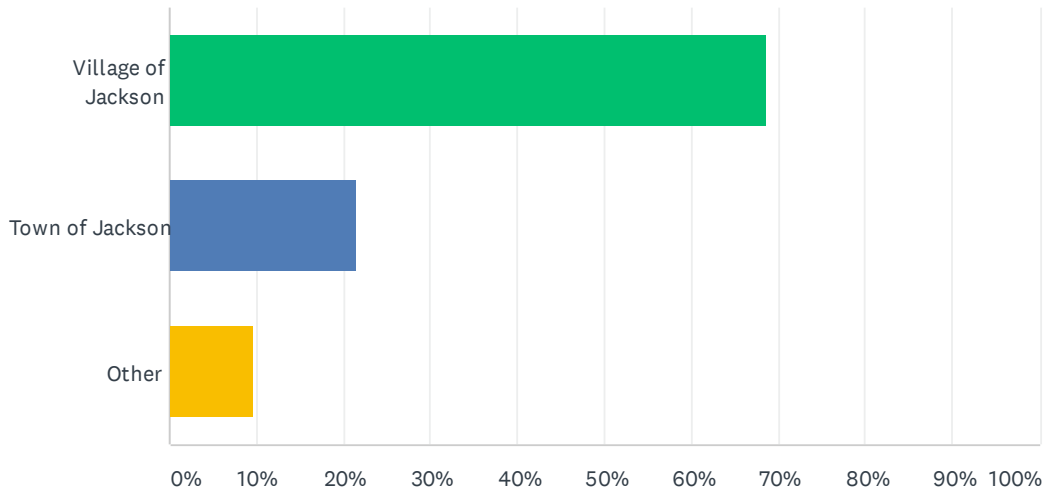


Q1 In which municipality do you reside and how long have you lived there?

Answered: 268 Skipped: 1



ANSWER CHOICES	RESPONSES	
Village of Jackson	68.66%	184
Town of Jackson	21.64%	58
Other	9.70%	26
Total Respondents: 268		

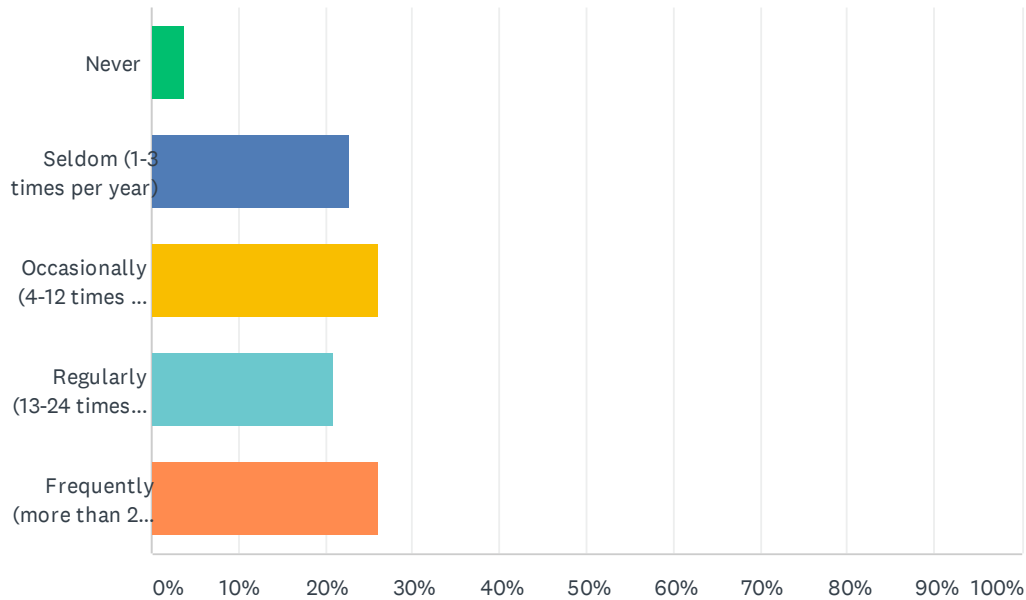
Q2 Please tell us the number of people, including you, living in your home and enter the number in each age group.

Answered: 267 Skipped: 2

ANSWER CHOICES	RESPONSES	
0-5 yrs. _____	26.22%	70
6-10 yrs. _____	28.09%	75
11-18 yrs. _____	28.46%	76
19-30 yrs. _____	16.48%	44
31-50 yrs. _____	49.81%	133
51-75 yrs. _____	51.69%	138
76 and older _____	9.36%	25

Q3 On average, how often do you utilize the recreation programs, the Jackson Area Community Center or visit the parks within the Village of Jackson?

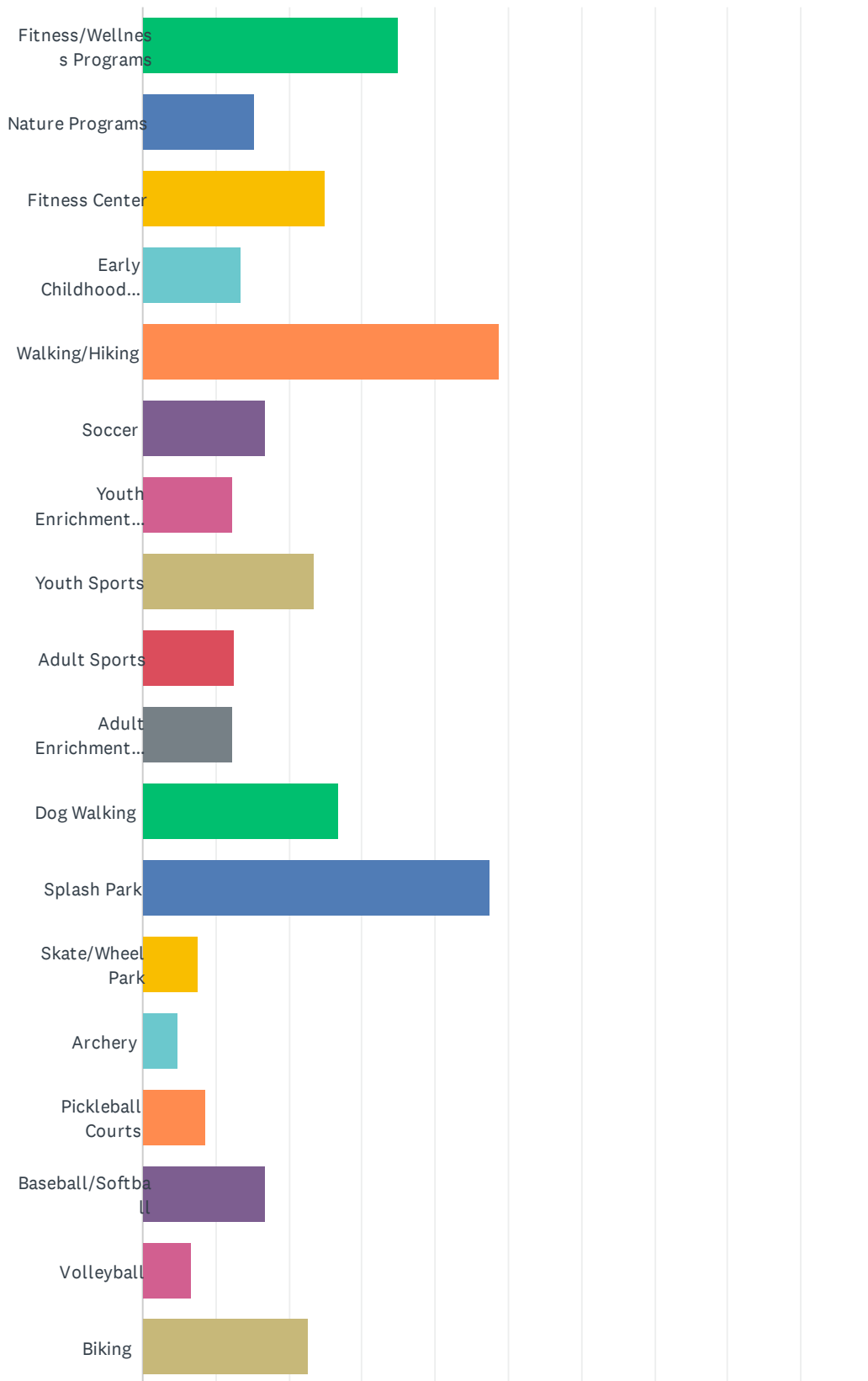
Answered: 267 Skipped: 2



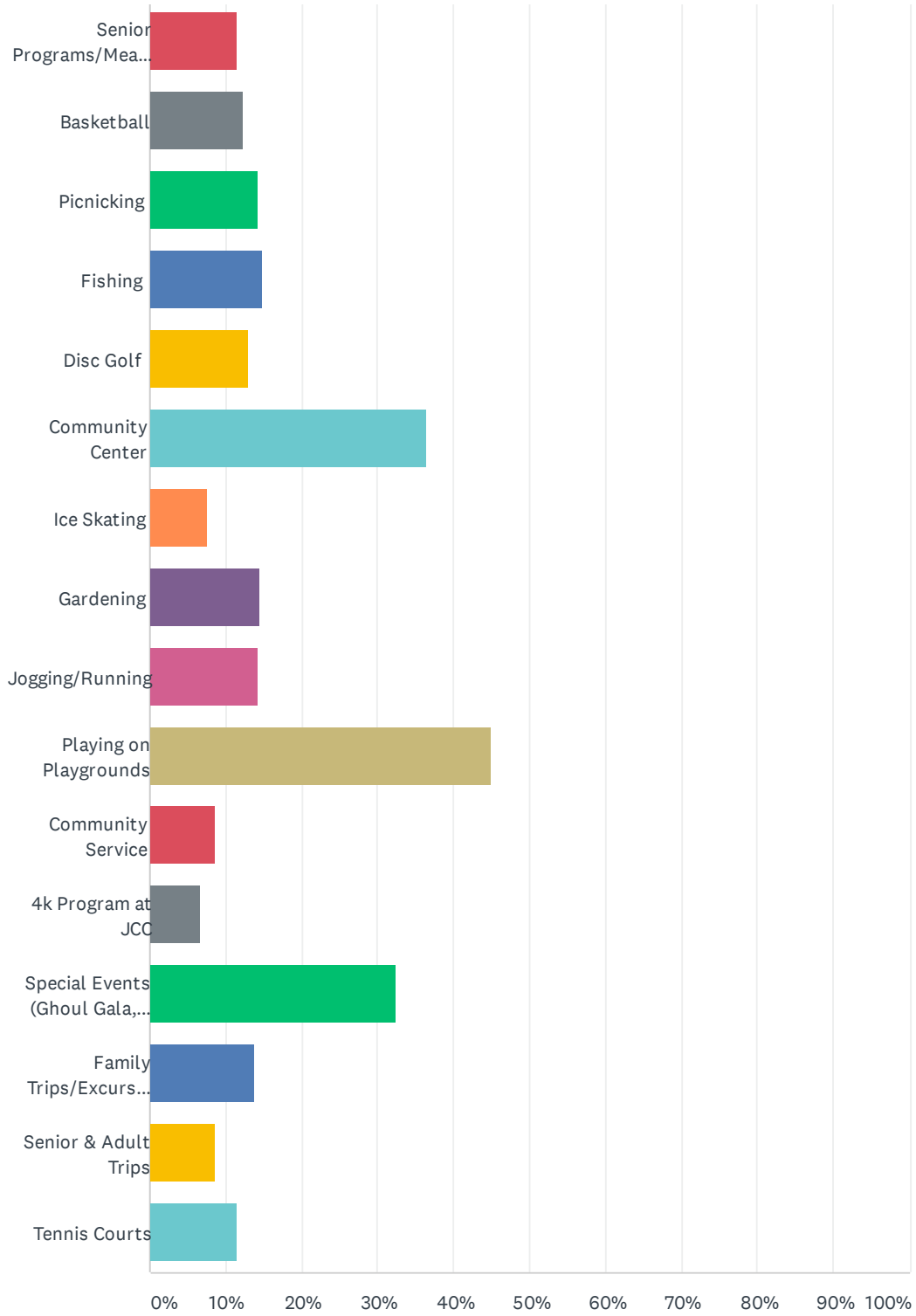
ANSWER CHOICES	RESPONSES	
Never	3.75%	10
Seldom (1-3 times per year)	22.85%	61
Occasionally (4-12 times per year)	26.22%	70
Regularly (13-24 times per year)	20.97%	56
Frequently (more than 24 times per year)	26.22%	70
TOTAL		267

Q4 Check all the activities that you or members of your family enjoy participating in:

Answered: 269 Skipped: 0



Jackson Parks & Recreation Department Community Assessment Survey



Jackson Parks & Recreation Department Community Assessment Survey

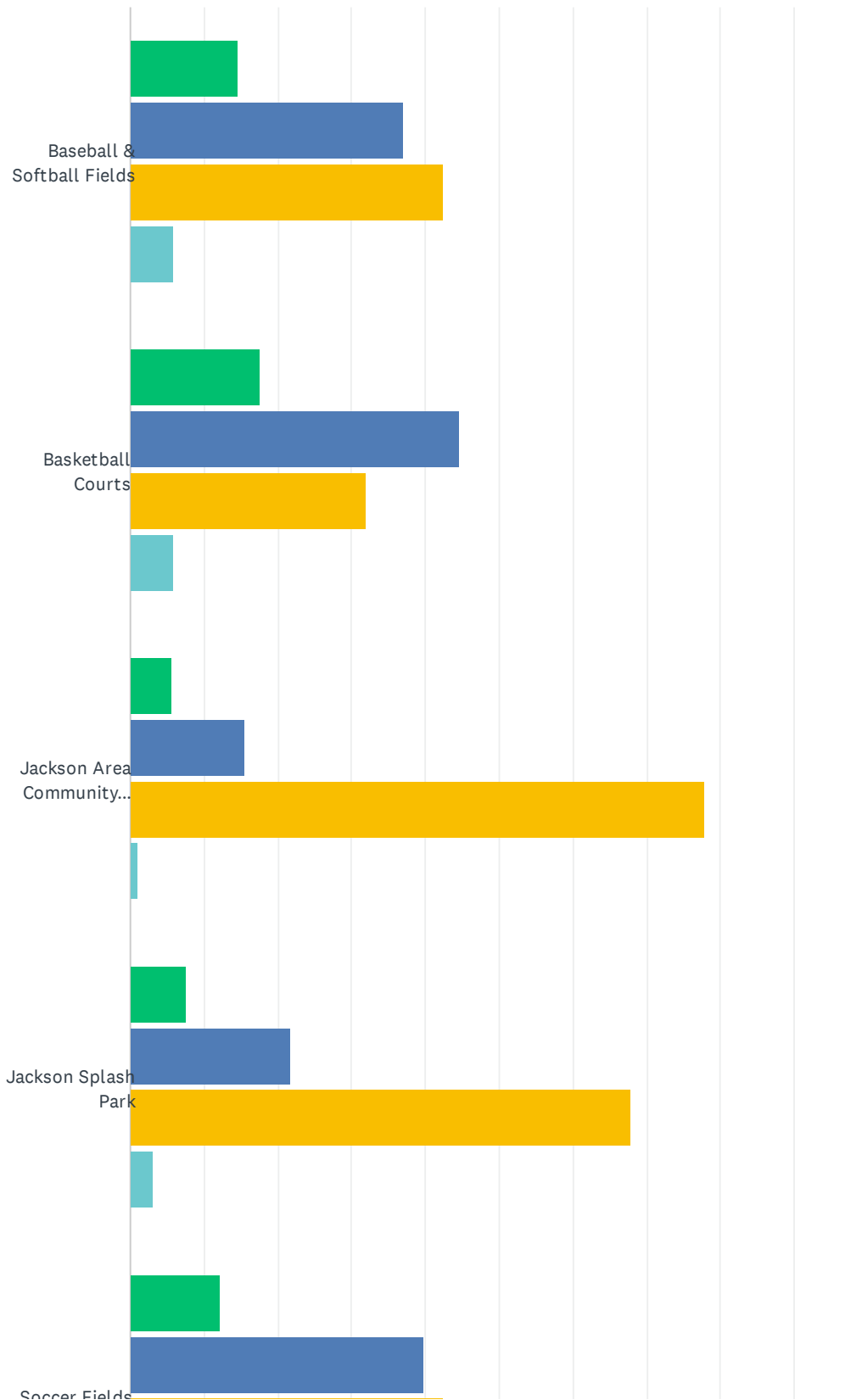
ANSWER CHOICES	RESPONSES	
Fitness/Wellness Programs	34.94%	94
Nature Programs	15.24%	41
Fitness Center	24.91%	67
Early Childhood Programs (up to age 5)	13.38%	36
Walking/Hiking	48.70%	131
Soccer	16.73%	45
Youth Enrichment (art, computers etc..)	12.27%	33
Youth Sports	23.42%	63
Adult Sports	12.64%	34
Adult Enrichment (art, computers etc..)	12.27%	33
Dog Walking	26.77%	72
Splash Park	47.58%	128
Skate/Wheel Park	7.43%	20
Archery	4.83%	13
Pickleball Courts	8.55%	23
Baseball/Softball	16.73%	45
Volleyball	6.69%	18
Biking	22.68%	61
Senior Programs/Meals/Events	11.52%	31
Basketball	12.27%	33
Picnicking	14.13%	38
Fishing	14.87%	40
Disc Golf	13.01%	35
Community Center	36.43%	98
Ice Skating	7.43%	20
Gardening	14.50%	39
Jogging/Running	14.13%	38
Playing on Playgrounds	44.98%	121
Community Service	8.55%	23
4k Program at JCC	6.69%	18
Special Events (Ghoul Gala, Glo Run etc...)	32.34%	87
Family Trips/Excursions	13.75%	37

Jackson Parks & Recreation Department Community Assessment Survey

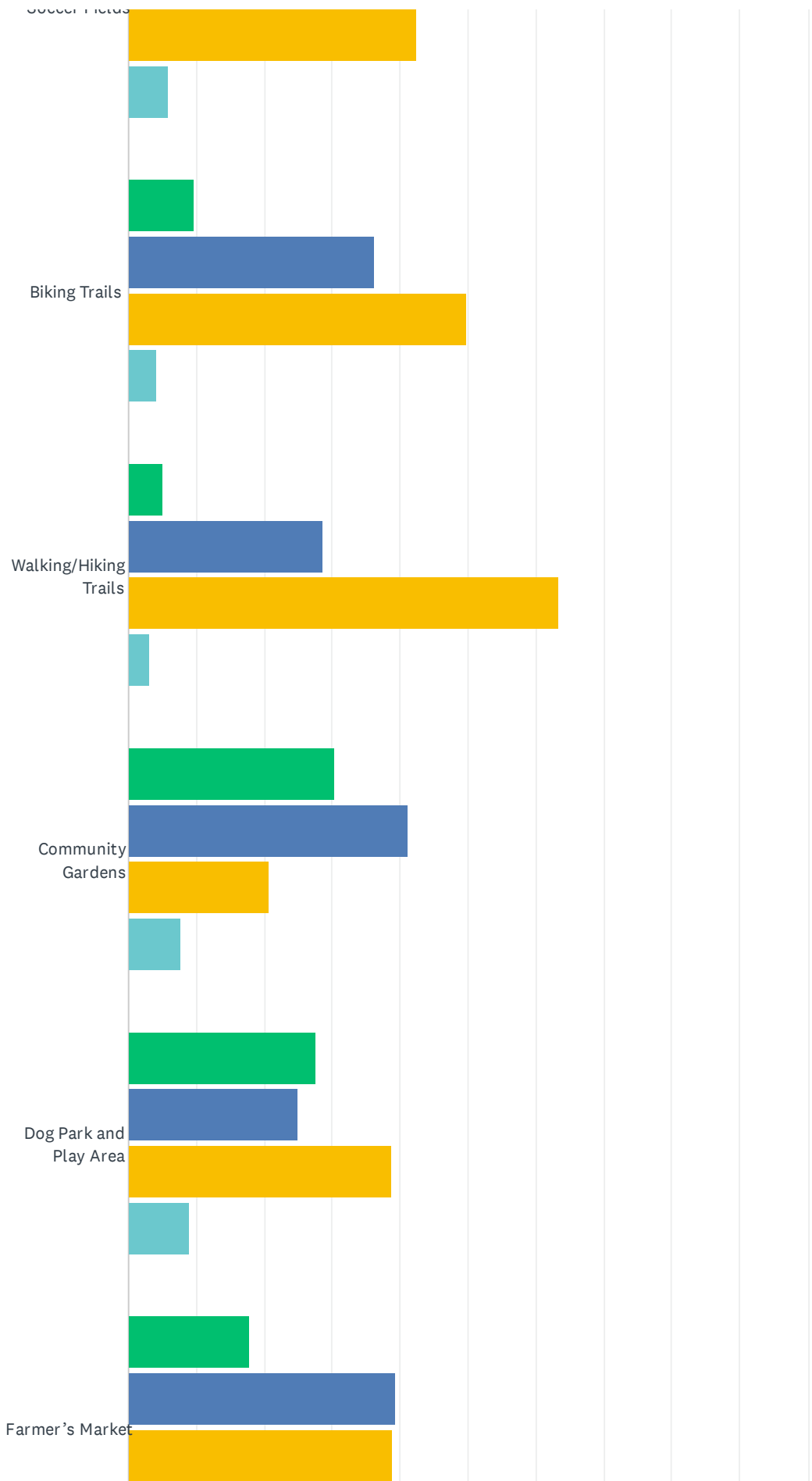
Senior & Adult Trips	8.55%	23
Tennis Courts	11.52%	31
Total Respondents: 269		

Q5 Please prioritize the need of the following items place a check under the level you feel is appropriate:

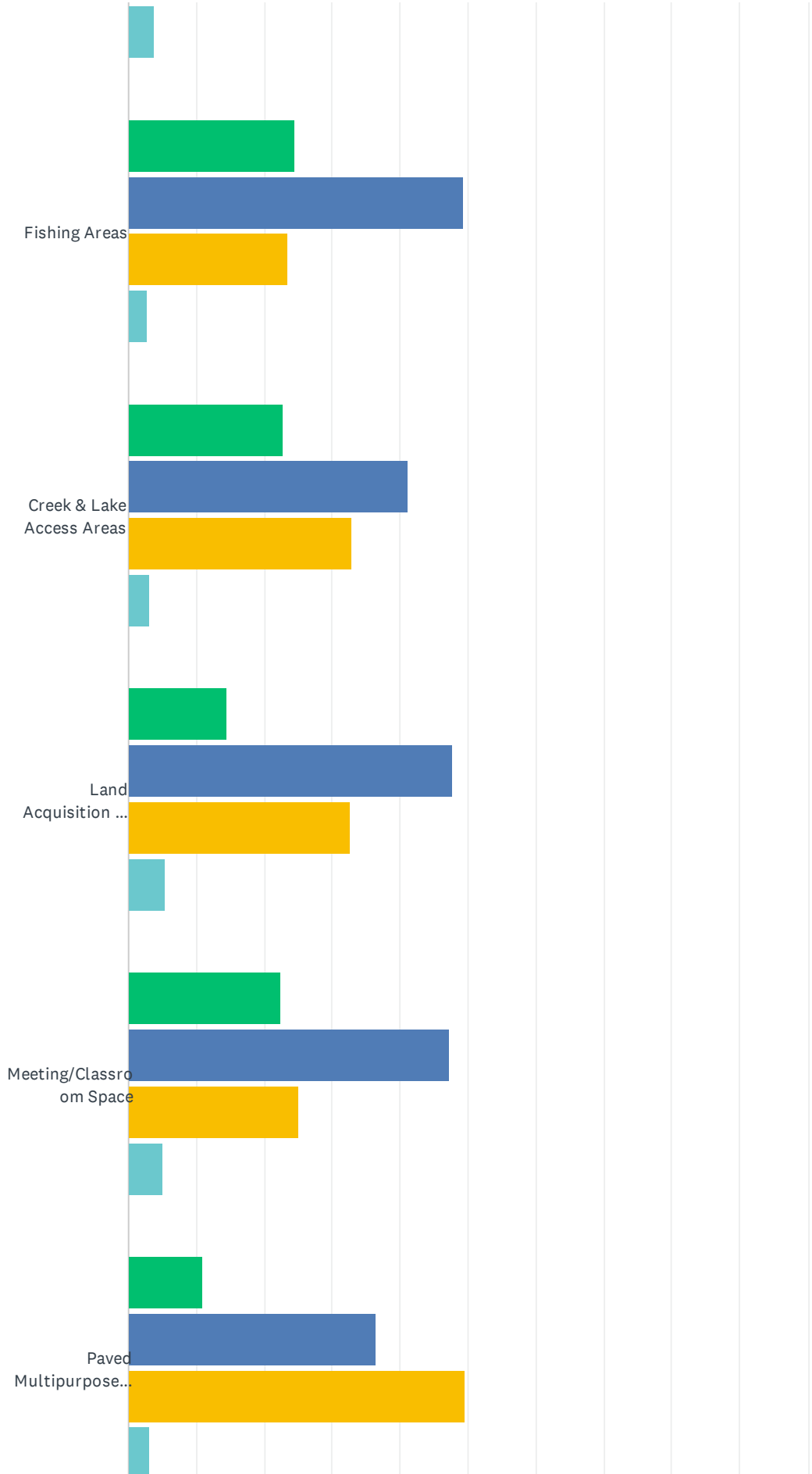
Answered: 268 Skipped: 1



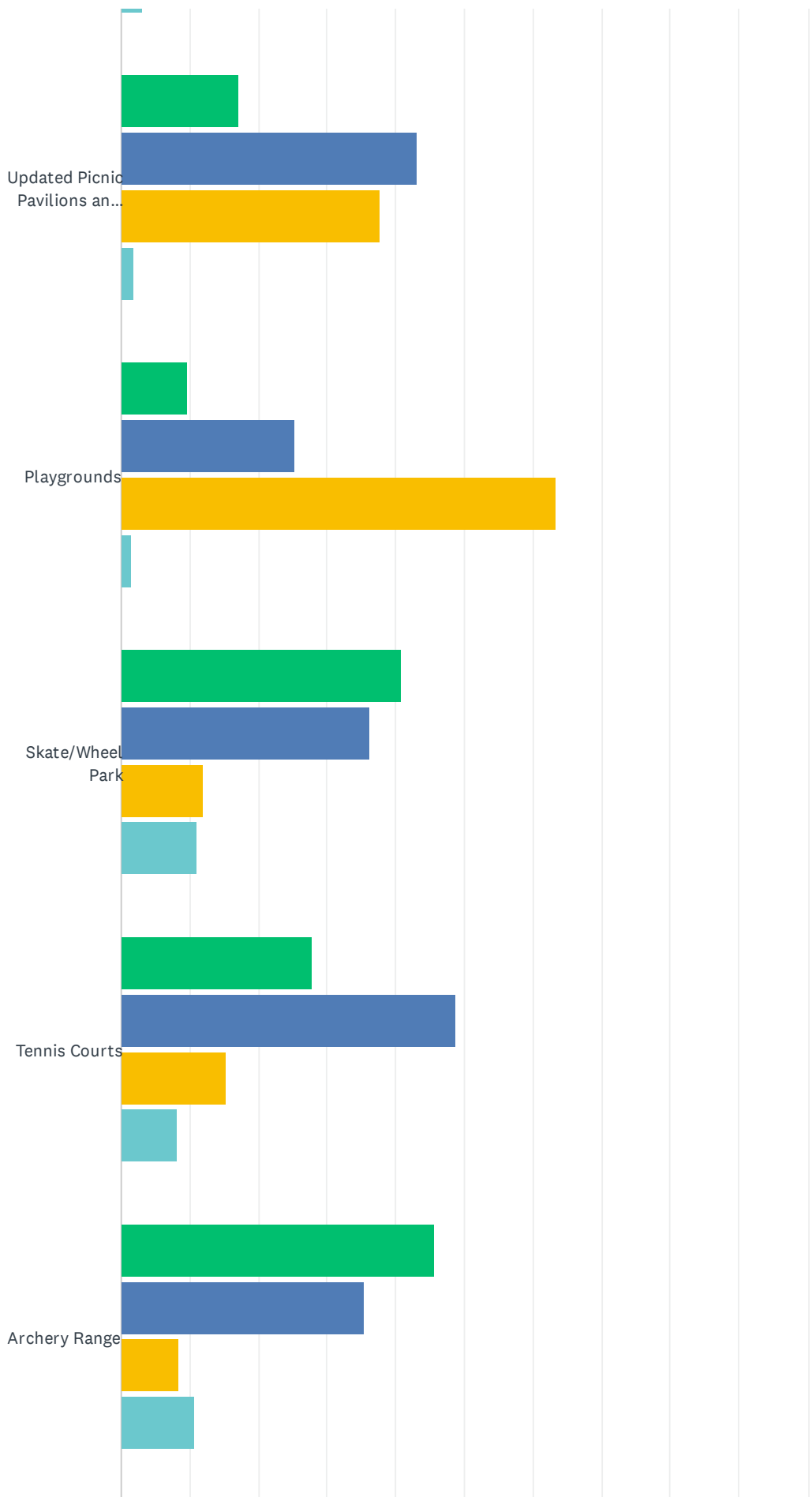
Jackson Parks & Recreation Department Community Assessment Survey



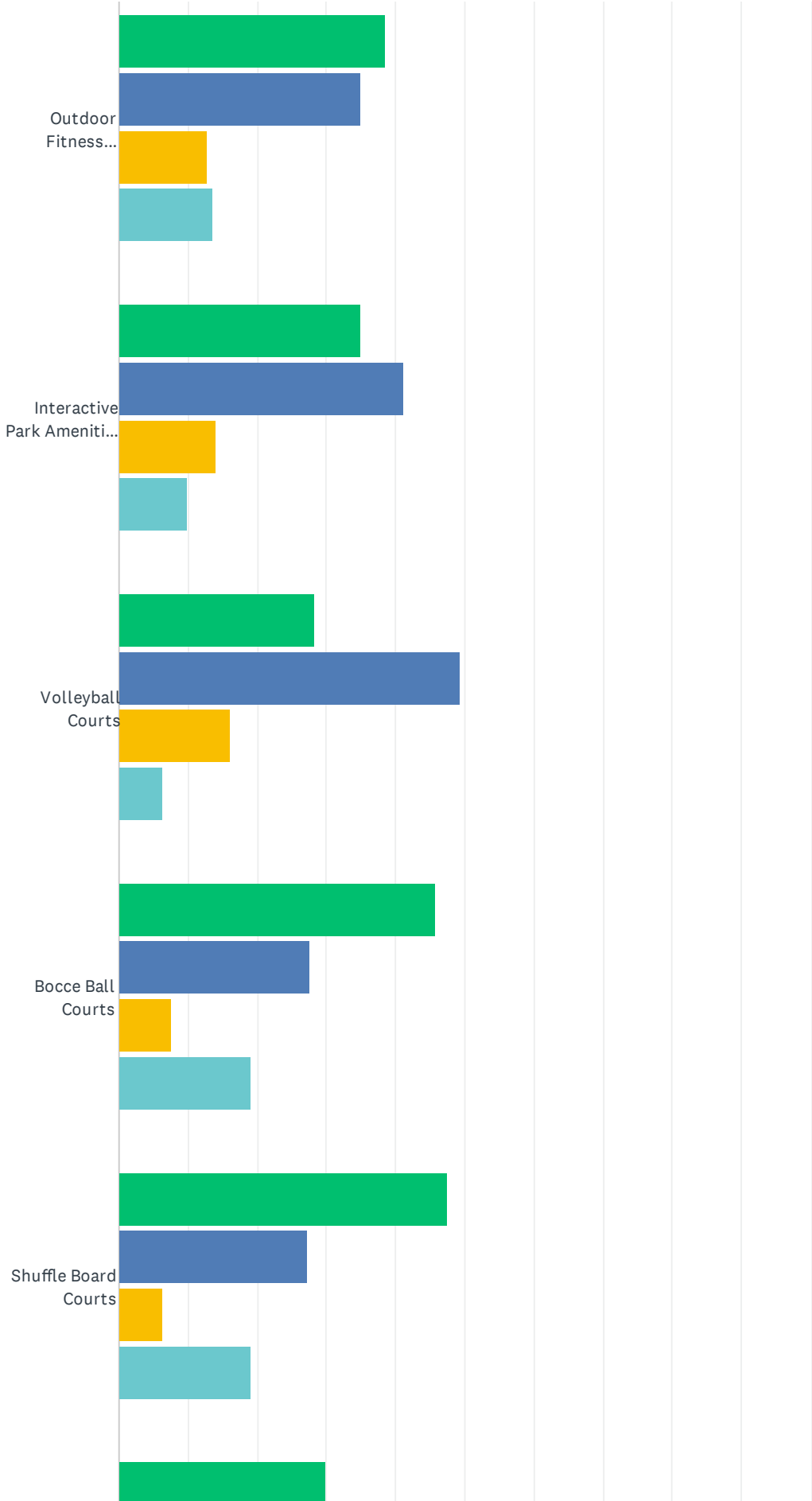
Jackson Parks & Recreation Department Community Assessment Survey



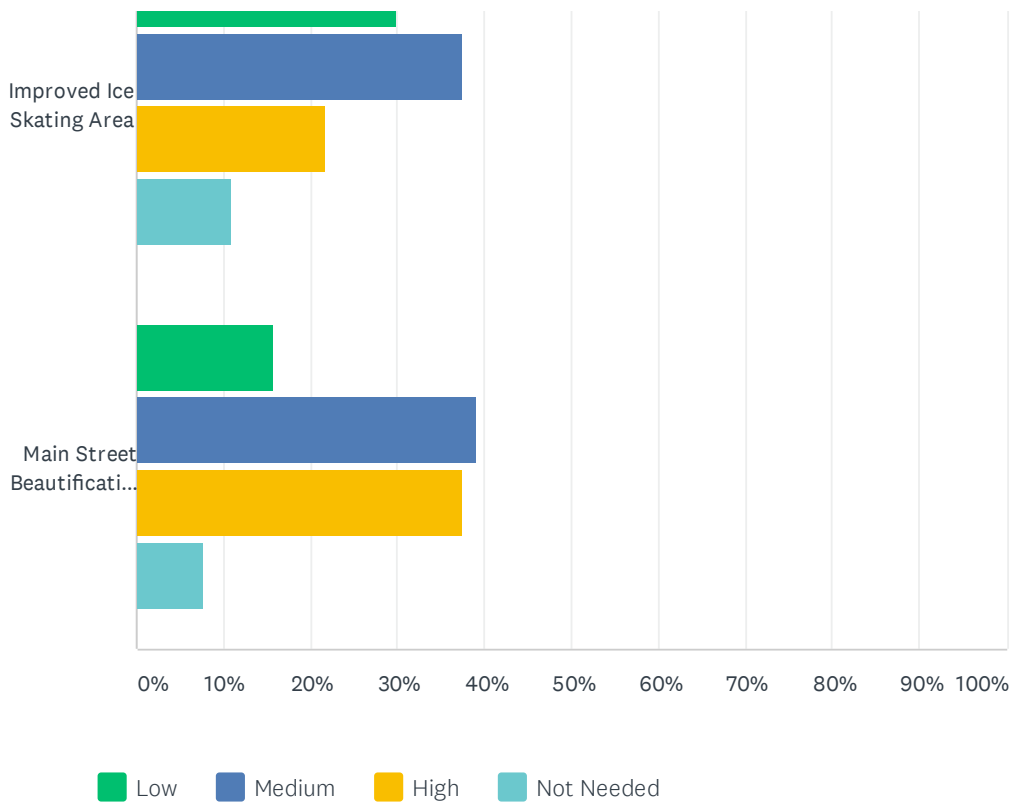
Jackson Parks & Recreation Department Community Assessment Survey



Jackson Parks & Recreation Department Community Assessment Survey



Jackson Parks & Recreation Department Community Assessment Survey



Jackson Parks & Recreation Department Community Assessment Survey

	LOW	MEDIUM	HIGH	NOT NEEDED	TOTAL
Baseball & Softball Fields	14.67% 38	37.07% 96	42.47% 110	5.79% 15	259
Basketball Courts	17.58% 45	44.53% 114	32.03% 82	5.86% 15	256
Jackson Area Community Center	5.66% 15	15.47% 41	77.74% 206	1.13% 3	265
Jackson Splash Park	7.60% 20	21.67% 57	67.68% 178	3.04% 8	263
Soccer Fields	12.06% 31	39.69% 102	42.41% 109	5.84% 15	257
Biking Trails	9.65% 25	36.29% 94	49.81% 129	4.25% 11	259
Walking/Hiking Trails	4.96% 13	28.63% 75	63.36% 166	3.05% 8	262
Community Gardens	30.35% 78	41.25% 106	20.62% 53	7.78% 20	257
Dog Park and Play Area	27.52% 71	24.81% 64	38.76% 100	8.91% 23	258
Farmer's Market	17.76% 46	39.38% 102	39.00% 101	3.86% 10	259
Fishing Areas	24.51% 63	49.42% 127	23.35% 60	2.72% 7	257
Creek & Lake Access Areas	22.75% 58	41.18% 105	32.94% 84	3.14% 8	255
Land Acquisition For Parks, Rec. & Open Space	14.34% 37	47.67% 123	32.56% 84	5.43% 14	258
Meeting/Classroom Space	22.48% 58	47.29% 122	25.19% 65	5.04% 13	258
Paved Multipurpose Trails	10.94% 28	36.33% 93	49.61% 127	3.13% 8	256
Updated Picnic Pavilions and Shelters in the Parks	17.12% 44	43.19% 111	37.74% 97	1.95% 5	257
Playgrounds	9.62% 25	25.38% 66	63.46% 165	1.54% 4	260
Skate/Wheel Park	40.87% 103	36.11% 91	11.90% 30	11.11% 28	252
Tennis Courts	27.73% 71	48.83% 125	15.23% 39	8.20% 21	256
Archery Range	45.67% 116	35.43% 90	8.27% 21	10.63% 27	254
Outdoor Fitness Equipment Along a Path	38.52% 99	35.02% 90	12.84% 33	13.62% 35	257
Interactive Park Amenities (concrete ping pong/bags etc..)	34.90% 89	41.18% 105	14.12% 36	9.80% 25	255
Volleyball Courts	28.24% 72	49.41% 126	16.08% 41	6.27% 16	255
Bocce Ball Courts	45.85%	27.67%	7.51%	18.97%	

Jackson Parks & Recreation Department Community Assessment Survey

	116	70	19	48	253
Shuffle Board Courts	47.43%	27.27%	6.32%	18.97%	
	120	69	16	48	253
Improved Ice Skating Area	29.96%	37.35%	21.79%	10.89%	
	77	96	56	28	257
Main Street Beautification & Square Area	15.63%	39.06%	37.50%	7.81%	
	40	100	96	20	256

Q6 In your opinion, what are the three most needed park facilities not currently available in the Jackson and/or three most needed recreation activities/programs not currently offered by the Jackson Parks & recreation Department (list them with #1 being the highest and #3 being the lowest):

Answered: 182 Skipped: 87

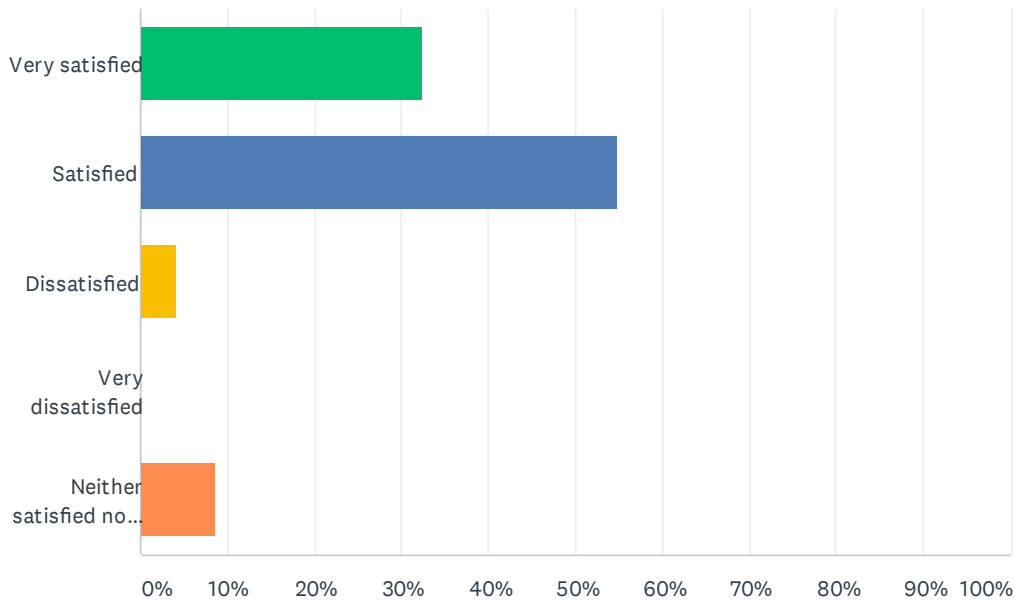
ANSWER CHOICES	RESPONSES	
#1	99.45%	181
#2	78.02%	142
#3	58.79%	107

Q7 What do you like best about the Jackson Parks & Recreation Department's parks & recreation opportunities? AND What do you like least about the Jackson Parks & Recreation Department's parks & recreation opportunities?

Answered: 188 Skipped: 81

Q8 Overall, how satisfied are you with the parks and recreational opportunities provided?

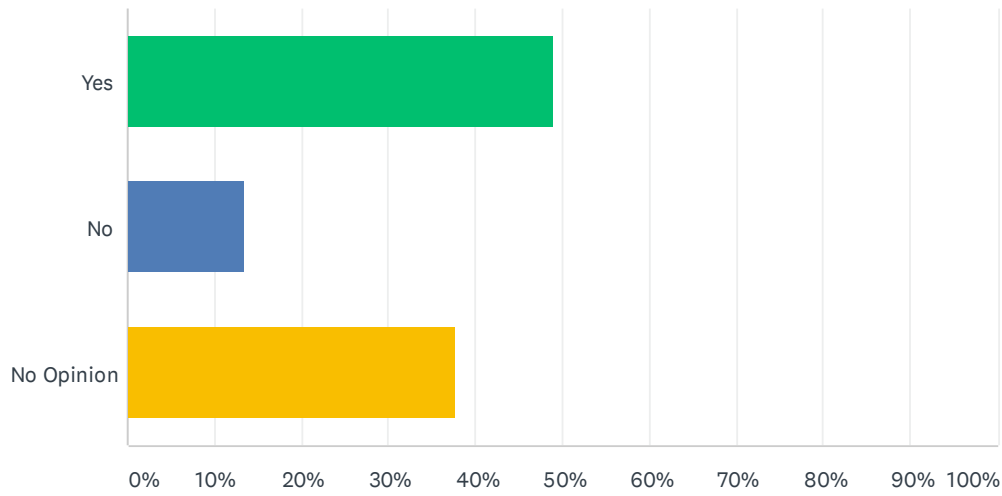
Answered: 265 Skipped: 4



ANSWER CHOICES	RESPONSES	
Very satisfied	32.45%	86
Satisfied	54.72%	145
Dissatisfied	4.15%	11
Very dissatisfied	0.00%	0
Neither satisfied nor dissatisfied	8.68%	23
TOTAL		265

Q9 Would you prefer to have the Community Trick or Treat always on the Saturday prior to Halloween (unless Halloween falls on the weekend)?

Answered: 268 Skipped: 1



ANSWER CHOICES		RESPONSES	
Yes		48.88%	131
No		13.43%	36
No Opinion		37.69%	101
TOTAL			268

Q10 Please offer any other comments you would like to add that will assist the Jackson Parks & Recreation Department in serving you better:

Answered: 84 Skipped: 185